

Grant-in-Aid for Scientific Research on Innovative Areas (research in a proposed research area) :
RELATIONAL STUDIES ON GLOBAL CRISES

新学術領域「グローバル関係学」オンライン・ペーパー・シリーズ:調査レポート

Grant-in-Aid for Scientific Research on Innovative Areas
“Relational Studies on Global Crises” Online Paper Series : Research Report



Kota SUECHIKA
(Ritsumeikan University)

2017 Opinion Poll in Syria: Sampling Method and Descriptive Statistics

2017 Opinion Poll in Syria: Sampling Method and Descriptive Statistics

Kota SUECHIKA (Ritsumeikan University)

January 2019

Introduction

As a part of the research project “Relational Studies on Global Crises”, we have conducted an opinion poll in Syria in 2017 in order to grasp how Syrian people perceive statehood, socio political, and economic situation in the society under conflict, using a common survey questionnaire developed by the researchers of Group B02 “Cross-border Non-State Networks”.

Objectives of our research project can be summarized by the following two points: First, it attempts to grasp how conflict is related to people’s perception of statehood for cases under or after conflict, such as Syria, Iraq and Bosnia and Herzegovina, which is expected to give us a comparative perspective on reconsidering resilience and framework of the existing nation states; Second, by exploring the dynamics of communities and networks that are inter-related and structured beyond the present boundary of the nation states, it aims to reveal people’s diverse images and notions of state that is different from nation state.

We have conducted an original and innovative opinion poll to achieve these objectives. The primary purpose of our survey is to grasp how Syrian people perceive the recent conflict, statehood and various external actors. While most surveys typically assume that people accept the legitimacy of the state, we ask various questions to analyze to what extent people support or do not support the current setup of the state, and why. We also ask questions about people’s cross-border networks of family and relatives. These questions, rarely asked in the typical opinion poll, enable us to explore the effect of people’s cross-border relations and networks. As for the state institutions, we ask not only about people’s trust on each institution, but also about how people actually use institutions in different situations, in order to analyze to what extent the state institutions are actually functioning in the society. Overall, by asking a set of questions that are rarely asked in a typical opinion poll, we attempt to explore the relations between the people, the state and various communities and networks within and beyond the present boundary of the state.

In this research report, I present the details of the sampling method as well as the descriptive statistics of the survey results. The section I presents the sampling method. The section II then presents the descriptive statistics of the survey results.

I. Sampling Method

The data collection on the five governorates of Syria was done by face-to face interviews, which was conducted by the Damascus-based **Syrian Opinion Center for Polls and Studies** (SOCPS, مركز الرأي السوري للاستطلاع والدراسيات) in October and November 2017.

1. Schedule

- Kota Suechika, with special assistance of Prof. Hiroyuki Aoyama (Tokyo University of Foreign Studies), made and sent the first draft of questionnaire to SOCPS on September 1, 2017.
- The first pretest survey for fifty respondents was conducted by five SOCPS staffs from September 12 to 19, 2017.
- The second pretest survey for fifty respondents was conducted by the five staffs from September 26 to October 3, 2017.

- According to the two pretest results, we finalized the questionnaire after discussing the contents with the SOCPS staffs on October 21, 2017.
- The field survey was conducted with the finalized questionnaire from October 22 to November 30, 2017.
- SOCPS finished data processing on December 18, 2017.

2. Survey Respondent

- 1000 male and female Syrians aged 18 to 65 residing in Syria.

3. Survey Method

- Door to door individual personal (face-to-face) interview in Arabic language.
- Number of survey staffs: 25 (who were trained by the five staffs of SOCPS as supervisors)

4. Sampling Method

- Samples to be pulled out in the following manner.
 - 1) To determine samples by the stratified two-stage random sampling method based on the 2004 census and 2011 demographic estimates of the Central Statistic Bureau of the Cabinet Office as well as the 2015 demographic estimate of SOCPS.
 - 2) In the first stage, to select six governorates from the following five geographical districts of Syria.
 1. Damascus and Damascus suburb (hereafter “Damascus”) (consisting of the five governorates of Damascus, Damascus suburb, Quneitra, Daraa and Sweyda)
 2. Aleppo: northern district (consisting of the two governorates of Aleppo and Idlib)
 3. Lattakia: costal district (consisting of the two governorates of Lattakia and Tartous)
 4. Hims: central district (consisting of the two governorates of Hims and Hama)
 5. Hasaka: southern Jazeera district (consisting of the three governorates of Hasaka, Deir Ezzor and Raqqa)
 - 3) In the second stage, in each governorate mentioned above, 30 clusters (100-200 households each) are selected, representing demographic diversities. Since it is highly difficult to grasp substantial demographic situation in Syria due to a growing number of Syrian refugees and internal displaced persons as well as to difficulty to conduct surveys in the war-zones such as Idlib governorate, SOCPS determined to set equal 200 samples in each governorate.
- To Interview 1187 adult Syrian citizens until collecting 1000 samples. The detail of sampling is shown in the following tables.

Table 1: Samples Size and Population of the Governorates

	Damascus	Aleppo	Lattakia	Hasaka	Hims	Total
Number of respondents	200	200	200	200	200	1000
Sample size	224	271	243	227	222	1187
Target population	5m	4.2m	1.4m	1.5m	1.6m	13.7m
% of Total Population	23.9	20.1	6.7	7.2	7.7	65.6

Table 2: Administrative Districts of the Governorates

	Damascus	Aleppo	Lattakia	Hasaka	Hims
Administrative district 1	Damascus	Jabal Samaan	Centrum Lattakia	Centrum Hasakeh	Centrum Homs
Administrative district 2	Damascus	Jabal Samaan	Centrum Lattakia	Centrum Qamishili	Centrum Homs
Administrative district 3	Jarmana	Jabal Samaan	Kasab	Amuda	Centrum Homs
Administrative district 4	Harasta	Jabal Samaan	Centrum Jabla	Al-Qahtaniya	Centrum al-Nasira
Administrative district 5	Centrum al-Qutayfa	Jabal Samaan	Ayn al-Bayda	Centrum al-Malkiya	Centrum al-Nasira

Table 3: Cross Tabulation of Sect/Religion and the Governorates

Governorate		Sect/Religion						Total
		Secular	Sunni Muslim	Muslim Alawi	Druse	Chrsitian	Others	
Damascus	Number	2	132	14	16	34	2	200
	%	1.0	66.0	7.0	8.0	17.0	1.0	100
Aleppo	Number	7	181	7	0	4	1	200
	%	3.5	90.5	3.5	0.0	2.0	0.5	100
Hims	Number	2	59	83	0	56	0	200
	%	1.0	29.5	41.5	0.0	28.0	0.0	100
Lattakia	Number	11	43	86	0	59	1	200
	%	5.5	21.5	43.0	0.0	29.5	0.5	100
Hasaka	Number	4	172	0	0	22	2	200
	%	2.0	86.0	0.0	0.0	11.0	1.0	100
Total	Number	26	587	190	16	175	6	1000
	%	2.6	58.7	19.0	1.6	17.5	0.6	100

Table 4: Cross Tabulation of Mother Tongue and the Governorates

Governorate		Mother tongue			Total
		Arabic	Kurdish	English	
Damascus	Number	200	0	0	200
	%	100.0	0.0	0.0	100
Aleppo	Number	192	7	1	200
	%	96.0	3.5	0.5	100
Hims	Number	200	0	0	200
	%	100	0.0	0.0	100
Lattakia	Number	199	1	0	200
	%	99.5	0.5	0.0	100
Hasaka	Number	128	72	0	200
	%	64.0	36.0	0.0	100
Total	Number	919	80	1	1000
	%	91.9	8.0	0.1	100

II. Descriptive Statistics

This section reports the basic results of the opinion poll; frequencies of responses for each survey question. The survey is divided into the following 11 sections.

Section	Topics
1	Attitudes towards the external actors (countries and international organizations)
2	Cross-border networks of family and relatives
3	Evaluation of Policy / Task for the country
4	Evaluation of the the current war situations
5	Exposure to the media
6	Attitudes towards the ideologies
7	Attitudes towards the elections
8	Transnational, national, sub-national and local identities
9	Attitudes towards the statehood and border change
10	Trust in institutions
11	Demographic variables

1-1 To what extent do you like or dislike the following countries and organizations active in your country? (except for political activity)

	(1) I like very much	(2) I like	(3) Neutral	(4) I do not like	(5) I do not like very much	(6) I do not know	Total
1-1-1. U.S.							
Number	34	142	124	280	416	4	1000
%	3.4	14.2	12.4	28.0	41.6	0.4	100
1-1-2. Russia							
Number	290	378	145	95	90	2	1000
%	29.0	37.8	14.5	9.5	9.0	2.0	100
1-1-3. U.K.							
Number	40	198	188	336	234	4	1000
%	4.0	19.8	18.8	33.6	23.4	0.4	100
1-1-4. France							
Number	55	276	181	294	189	5	1000
%	5.5	27.6	18.1	29.4	18.9	0.5	100
1-1-5. China							
Number	369	359	134	75	60	3	1000
%	36.9	35.9	13.4	7.5	6.0	0.3	100
1-1-6. Germany							
Number	155	398	191	185	70	1	1000
%	15.5	39.8	19.1	18.5	7.0	0.1	100
1-1-7. Saudi Arabia							
Number	28	72	107	227	559	7	1000
%	2.8	7.2	10.7	22.7	55.9	0.7	100
1-1-8. Turkey							
Number	49	134	133	208	469	7	1000
%	4.9	13.4	13.3	20.8	46.9	0.7	100
1-1-9. Iran							
Number	239	353	174	130	101	3	1000
%	23.9	35.3	17.4	13.0	10.1	0.3	100
1-1-10. Japan							
Number	291	449	120	73	65	2	1000
%	29.1	44.9	12.0	7.3	6.5	0.2	100
1-1-11. Lebanon							
Number	81	298	260	230	125	6	1000
%	8.1	29.8	26.0	23.0	12.5	0.6	100
1-1-12. Jordan							
Number	34	128	187	406	241	4	1000
%	3.4	12.8	18.7	40.6	24.1	0.4	100
1-1-13. Qatar							
Number	28	74	135	237	518	8	1000
%	2.8	7.4	13.5	23.7	51.8	0.8	100

1-1-14. NATO							
Number	23	57	131	234	536	19	1000
%	2.3	5.7	13.1	23.4	53.6	1.9	100
1-1-15. EU							
Number	87	333	196	179	200	5	1000
%	8.7	33.3	19.6	17.9	20.0	0.5	100
1-1-16. UN							
Number	160	342	149	214	129	6	1000
%	16.0	34.2	14.9	21.4	12.9	0.6	100

1-2 Which country or organization do you think has contributed to your living condition?

Country	Number	%
1-2-1. US	124	5.1
1-2-2. Russia	553	22.7
1-2-3. UK	6	0.2
1-2-4. France	27	1.1
1-2-5. China	385	15.8
1-2-6. Germany	124	5.1
1-2-7. Saudi Arabia	124	5.1
1-2-8. Turkey	70	2.9
1-2-9. Iran	363	14.9
1-2-10. Japan	135	5.5
1-2-11. Lebanon	52	2.1
1-2-12. Jordan	1	0.05
1-2-13. Qatar	29	1.2
1-2-14. NATO	2	0.1
1-2-15. EU	45	1.8
1-2-16. UN	377	15.5
1-2-17. Other country or organization	18	0.7
Total	2435	100

1-3 Which country or organization do you think is the greatest external threat for you?

Country	Number	%
1-3-1. US	485	48.5
1-3-2. Russia	19	1.9
1-3-3. UK	6	0.6
1-3-4. France	1	0.1
1-3-5. China	0	0
1-3-6. Germany	0	0
1-3-7. Saudi Arabia	162	16.2
1-3-8. Turkey	110	11
1-3-9. Iran	28	2.8
1-3-10. Japan	0	0
1-3-11. Lebanon	0	0
1-3-12. Jordan	1	0.1
1-3-13. Qatar	11	1.1
1-3-14. NATO	125	12.5
1-3-15. EU	4	0.4
1-3-16. UN	6	0.6
1-3-17. Other country or organization	42	4.2
Total	1000	100

2-1 Do you have any family members or relatives outside your country?

	Number	%
2-1-1. Yes	719	71.9
2-1-2. No	281	28.1
合計	1000	100

2-2 Please list up to 10 countries in which your family or relatives live, and for each country, please choose the reason(s) why your family or relatives moved to that country. If you have more than two families or relatives in one country, you may choose more than two reasons for such country.

Country	Marriage	Work	Study	Seek a refuge	Born in that country	I do not know	Other reason(s)	Total
Algeria	0	4	4	70	0	0	0	78
Argentina	0	4	0	0	1	0	0	5
Armenia	0	2	0	1	0	0	0	3
Australia	4	6	5	18	0	1	1	35
Austria	2	3	2	17	0	0	0	24
Bahrain	0	6	4	67	1	1	0	79
Belarus	2	0	2	0	0	0	0	4
Belgium	2	4	2	14	0	0	0	22
Brazil	3	4	0	1	1	0	0	9
Bulgaria	1	2	0	0	0	0	0	3
Canada	7	13	11	48	2	0	1	82
Chile	0	1	0	0	0	0	0	1
China	1	2	1	0	0	0	0	4
Cyprus	1	1	0	0	0	0	0	2
Denmark	2	3	2	26	0	0	0	33
Egypt	2	25	4	2	0	0	0	33
France	9	20	13	23	3	1	1	70
Germany	25	53	50	220	2	3	3	356
Greece	6	17	3	1	0	0	0	27
Guinea	0	1	0	0	0	0	0	1
Iran	1	0	3	0	0	0	0	4
Iraq	0	17	3	14	0	0	0	34
Italy	0	4	2	1	0	0	0	7
Japan	0	0	1	0	0	0	0	1
Jordan	1	11	0	2	1	0	0	15
Kurdistan	0	7	2	14	0	0	0	23
Kuwait	6	30	0	0	1	0	0	37
Lebanon	19	171	4	18	2	0	0	214
Netherland	6	9	3	37	0	0	0	55
Norway	3	4	1	28	0	0	0	36
Oman	0	2	0	0	0	0	0	2
Qatar	0	29	1	0	0	0	0	30
Russia	2	7	27	0	0	0	1	37
Saudi Arabia	21	105	2	7	0	0	0	135
Spain	2	1	0	0	2	0	0	5
Sudan	0	3	0	0	0	0	1	4
Sweden	4	33	5	66	1	1	2	112
Switzerland	1	4	2	19	0	0	0	26
Tuekey	5	86	16	88	0	0	2	197
UAE	28	93	1	1	0	0	0	123
UK	2	8	8	3	1	0	0	22
Ukraine	1	2	0	2	0	0	0	5
US	5	40	14	25	5	0	1	90
Venezuela	7	6	0	1	0	0	0	14
Romania	0	0	0	0	1	0	0	1
South Korea	0	1	0	0	0	0	0	1
Yemen	0	1	0	0	0	0	0	1
Hungary	0	0	0	2	0	0	0	2
Libya	0	2	0	1	0	0	0	3
Morocco	0	1	0	0	0	0	0	1
India	0	1	0	0	0	0	0	1
Tunisia	1	0	0	0	0	0	0	1
Total	182	849	198	837	24	7	13	2110

3-1 In your opinion, what are the issues that concern Syrian citizens?

	1. very important	2. important	3. Neutral	4. not important	5. not important at all	6. I do not know	Total
3-1-1. To protect the freedom of speech and media							
Number	319	407	95	139	39	1	1000
%	31.9	40.7	9.5	13.9	3.9	0.1	100
3-1-2. To fight against corruption							
Number	733	172	71	21	2	1	1000
%	73.3	17.2	7.1	2.1	0.2	0.1	100
3-1-3. To provide welfare and social security							
Number	655	282	49	13	1	0	1000
%	65.5	28.2	4.9	1.3	0.1	0.0	100
3-1-4. To develop the economy							
Number	587	278	84	42	9	0	1000
%	58.7	27.8	8.4	4.2	0.9	0.0	100
3-1-5. To establish a functioning central government							
Number	231	320	202	206	38	3	1000
%	23.1	32.0	20.2	20.6	3.8	0.3	100
3-1-6. To maintain the public security							
Number	735	207	47	7	4	0	1000
%	73.5	20.7	4.7	0.7	0.4	0.0	100
3-1-7. To strengthen the awareness and cohesion of the people as Syrians							
Number	570	328	79	20	1	2	1000
%	57.0	32.8	7.9	2.0	0.1	0.2	100
3-1-8. To implement the agreement of stopping the fighting as an important premise for talks							
Number	436	349	131	68	15	1	1000
%	43.6	34.9	13.1	6.8	1.5	0.1	100
3-1-9. To implement Syrian-led national reconciliation through national dialogues							
Number	462	365	115	45	13	0	1000
%	46.2	36.5	11.5	4.5	1.3	0.0	100
3-1-10. To implement the political solution under the auspices of the international society							
Number	281	254	202	145	112	6	1000
%	28.1	25.4	20.2	14.5	11.2	0.6	100
3-1-11. To annihilate terrorists							
Number	810	119	57	11	3	0	1000
%	81.0	11.9	5.7	1.1	0.3	0.0	100
3-1-12. To end any forms of foreign interference/intervention in the Syrian internal affairs							
Number	684	219	82	12	3	0	1000
%	68.4	21.9	8.2	1.2	0.3	0.0	100
3-1-13. To force out the illegal forces from the Syrian lands							
Number	750	173	66	8	3	0	1000
%	75.0	17.3	6.6	0.8	0.3	0.0	100
3-1-14. To close the economic sanction on Syria to be a step to build friendly relationships							
Number	673	231	74	19	3	0	1000
%	67.3	23.1	7.4	1.9	0.3	0.0	100
3-1-15. To restore the public security and normal life in all the Syrian lands							
Number	856	94	46	2	2	0	1000
%	85.6	9.4	4.6	0.2	0.2	0.0	100

3-2 Among the tasks 1-15 listed in the previous question, which do you think is the most important?

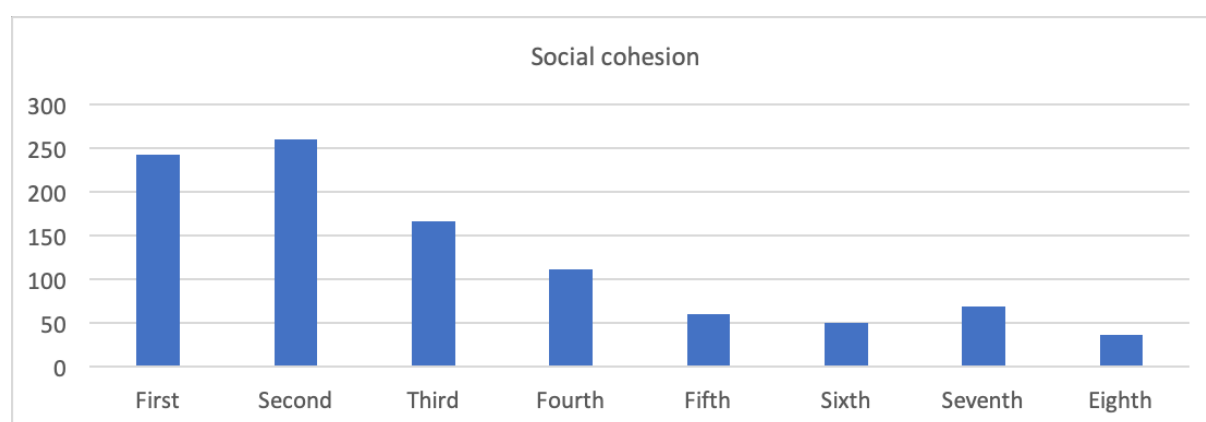
	Number	%
3-2-1. To protect the freedom of speech and media	13	1.3
3-2-2. To fight against corruption	120	12.0
3-2-3. To provide welfare and social security	119	11.9
3-2-4. To develop the economy	29	2.9
3-2-5. To establish a functioning central government	9	0.9
3-2-6. To maintain the public security	76	7.6
3-2-7. To strengthen the awareness and cohesion of the people as Syrians	40	4.0
3-2-8. To implement the agreement of stopping the fighting as an important premise for talks	8	0.8
3-2-9. To implement Syrian-led national reconciliation through national dialogues	10	1.0
3-2-10. To implement the political solution under the auspices of the international society	2	0.2
3-2-11. To annihilate terrorists	305	30.5
3-2-12. To end any forms of foreign interference/intervention in the Syrian internal affairs	51	5.1
3-2-13. To force out the illegal forces from the Syrian lands	39	3.9
3-2-14. To close the economic sanction on Syria to be a step to build friendly relationships	13	1.3
3-2-15. To restore the public security and normal life in all the Syrian lands	166	16.6
Total	1000	100

4-1 To what extent do you agree or disagree with the following statements?

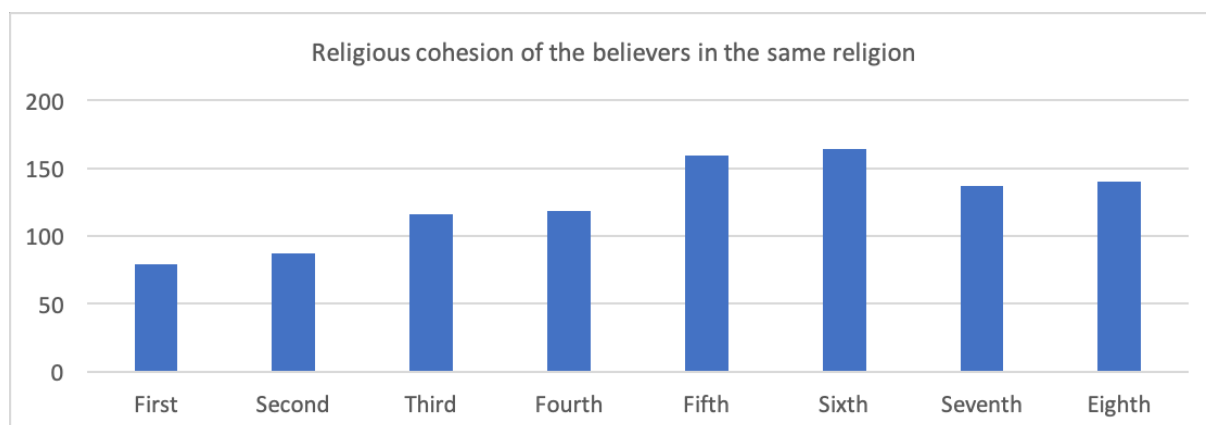
	1. Strongly agree	2. Agree	3. Neutral	4. Disagree	5. Strongly disagree	6. I do not know	Total
4-1-1. Political and social conditions in Syria are better now after the cessation of hostilities according to the Astana agreement							
Number	179	482	135	134	56	14	1000
%	17.9	48.2	13.5	13.4	5.6	1.4	100
4-1-2. Three years later, political and social conditions in Syria will be better than now							
Number	358	376	122	57	52	35	1000
%	35.8	37.6	12.2	5.7	5.2	3.5	100

4-2. The war has caused considerable damage to the Syrian society in many aspects. Arrange these aspects sequentially according to the extent of their damage.

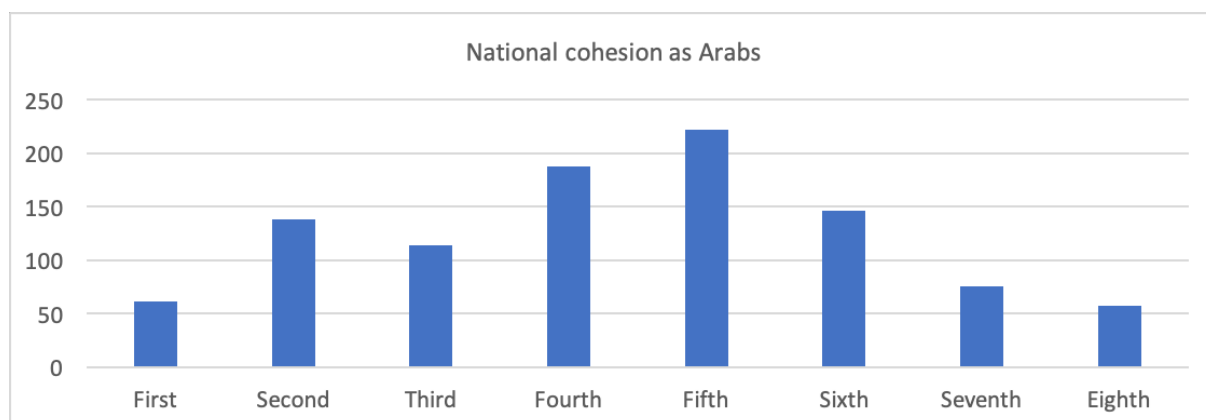
Social cohesion	Number	%
First	243	24.3
Second	261	26.1
Third	167	16.7
Fourth	112	11.2
Fifth	61	6.1
Sixth	50	5.0
Seventh	69	6.9
Eighth	37	3.7
Total	1000	100



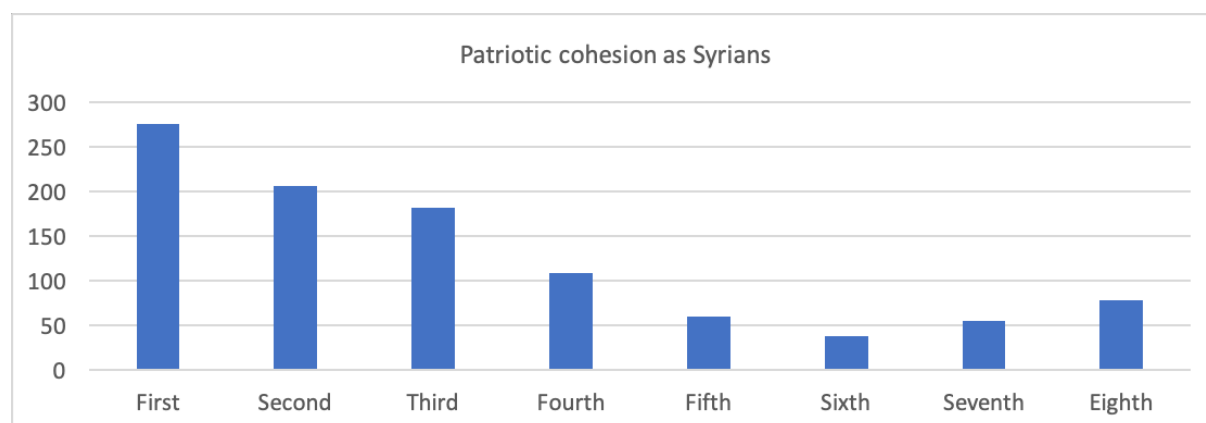
Religious cohesion of believers of the same religion	Number	%
First	79	7.9
Second	87	8.7
Third	116	11.6
Fourth	118	11.8
Fifth	159	15.9
Sixth	164	16.4
Seventh	137	13.7
Eighth	140	14.0
Total	1000	100



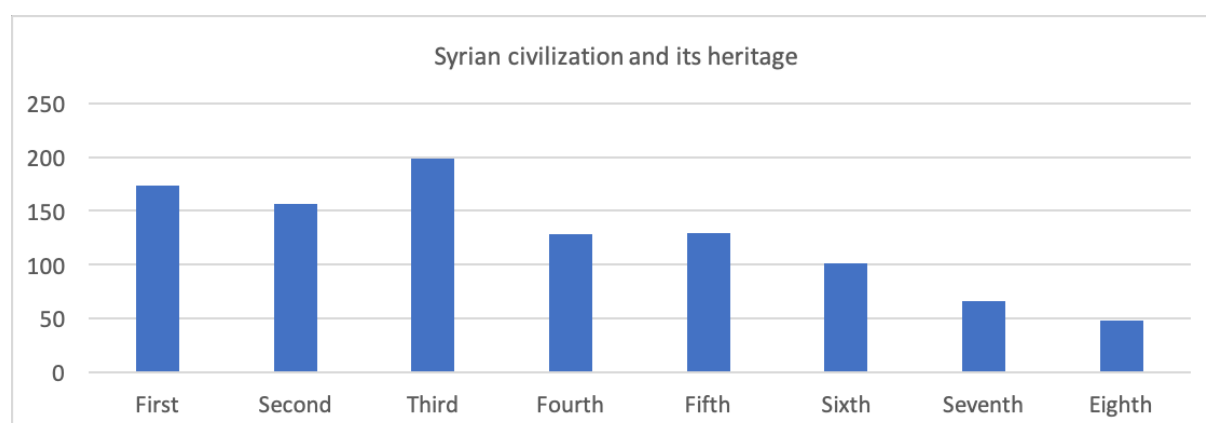
National cohesion as Arabs	Number	%
First	61	6.1
Second	138	13.8
Third	114	11.4
Fourth	187	18.7
Fifth	222	22.2
Sixth	146	14.6
Seventh	75	7.5
Eighth	57	5.7
Total	1000	100



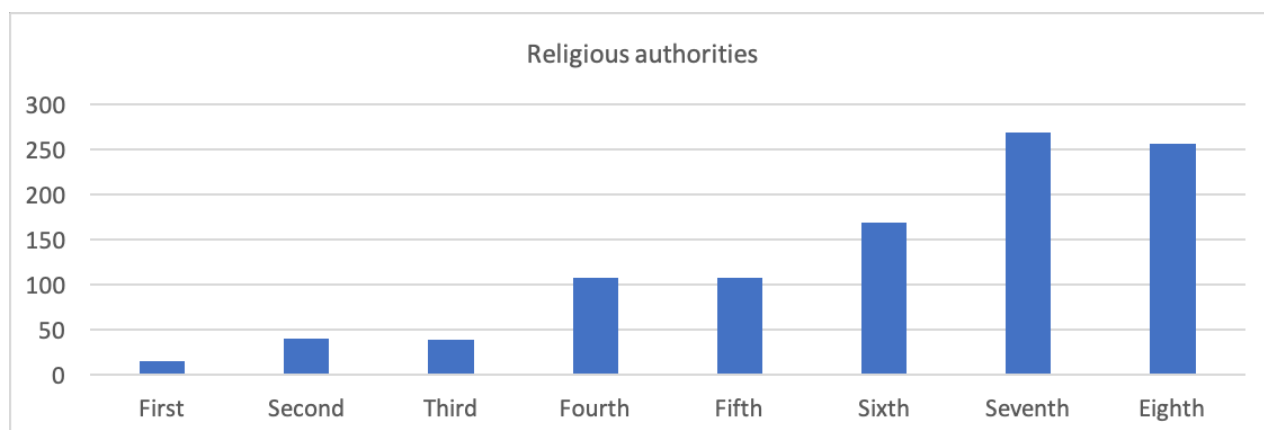
Patriotic cohesion as Syrians	Number	%
First	276	27.6
Second	206	20.6
Third	182	18.2
Fourth	108	10.8
Fifth	59	5.9
Sixth	37	3.7
Seventh	54	5.4
Eighth	78	7.8
Total	1000	100



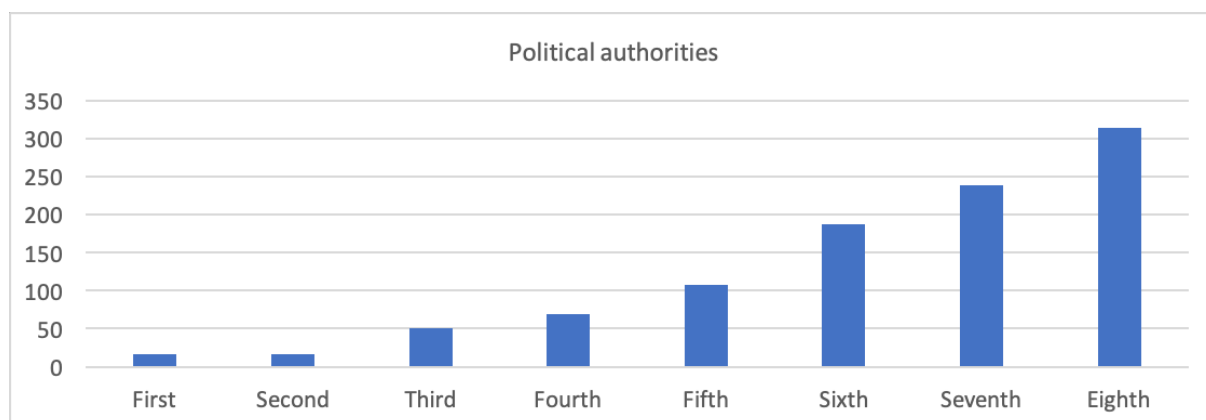
Syrian civilization and its heritage	Number	%
First	173	17.3
Second	156	15.6
Third	199	19.9
Fourth	128	12.8
Fifth	129	12.9
Sixth	101	10.1
Seventh	66	6.6
Eighth	48	4.8
Total	1000	100



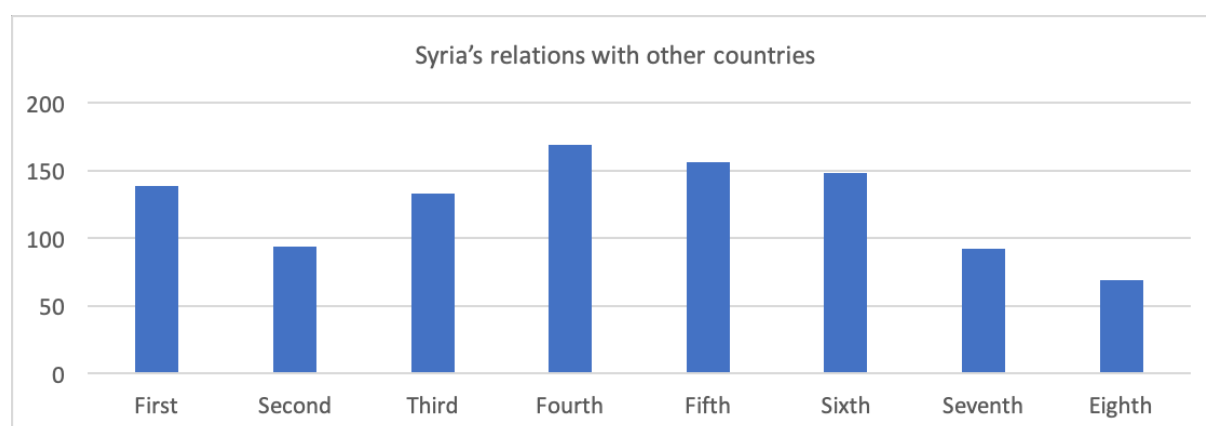
Religious authorities	Number	%
First	15	1.5
Second	40	4.0
Third	38	3.8
Fourth	107	10.7
Fifth	107	10.7
Sixth	169	16.9
Seventh	268	26.8
Eighth	256	25.6
Total	1000	100



Political authorities	Number	%
First	17	1.7
Second	17	1.7
Third	51	5.1
Fourth	69	6.9
Fifth	107	10.7
Sixth	187	18.7
Seventh	238	23.8
Eighth	314	31.4
Total	1000	100



Syria's relations with other countries	Number	%
First	139	13.9
Second	94	9.4
Third	133	13.3
Fourth	169	16.9
Fifth	156	15.6
Sixth	148	14.8
Seventh	92	9.2
Eighth	69	6.9
Total	1000	100



5-1. Which media do you use the most to obtain daily news? Please choose one. And please specify the name of the media below.

	Number	%
5-1-1. Newspaper	6	0.6
5-1-2. TV	568	56.8
5-1-3. Radio	10	1.0
5-1-4. Internet	89	8.9
5-1-5. Social network service, such as Facebook and Twitter	296	29.6
5-1-6. Conversation with other people	31	3.1
Total	1000	100

Name of Media	Number	%
al-Mayadeen	162	16.2
Sama	94	9.4
Syria TV	62	6.2
al-Jadeed	50	5.0
Facebook	48	4.8
Lattakia News Network	45	4.5
Syria News	38	3.8
No response	34	3.4
Russia Today	33	3.3
Central Hims News Network	26	2.6
al-Arabiyya	25	2.5
al-Khabar	24	2.4
Dimashq Now	19	1.9
France 24	16	1.6
al-Jazeera	14	1.4
Mortal news	14	1.4
Sham FM	14	1.4
al-Alam	12	1.2
BBC	12	1.2
Melpera Dimoqrati	10	1.0
Mortal News	9	0.9

Syria News Network	9	0.9
Google	8	0.8
Jabla News Network	8	0.8
News Hasaka	8	0.8
ROJnews	8	0.8
Sham Network News Pages	8	0.8
al-Manar	7	0.7
MBC	7	0.7
al-Hassakeh News Network	6	0.6
Alikhbaria Syria	6	0.6
Syria Now	6	0.6
Syria Youth News Network	6	0.6
Hasakah Diary	5	0.5
Ronahi TV	5	0.5
Aleppo News Network	4	0.4
media	4	0.4
Sky News	4	0.4
Syria Arab Republic Presidency	4	0.4
TV	4	0.4
Others (less than 2 responses)	132	13.2
Total	1000	100

5-2 Do you use internet services, such as SNS or Blog, to send out information?

	Number	%
5-2-1. Yes	818	81.8
5-2-2. No	182	18.2
Total	1000	100

5-2-1. How often do you use the internet services to search for information?

	Number	%
5-2-1-1. Several times per day	408	49.9
5-2-1-2. All week days	232	28.4
5-2-1-3. 2-6 times per week	74	9.0
5-2-1-4. Once per week	46	5.6
5-2-1-5. 2-3 times per month	32	3.9
5-2-1-6. Once per month	20	2.4
5-2-1-7. Less than once per month	6	0.7
Total	818	100.0

5-2-2. What is the most important purpose of using internet services?

	Number	%
5-2-2-1. To express my opinions on politics and society	83	10.1
5-2-2-2. To enjoy communication with family and friends	471	57.6
5-2-2-3. For my own business activities	233	28.5
5-2-2-4. Other reasons	31	3.8
Total	818	100.0

5-2-3. What is the reason for not using the internet services to send out information?

	Number	%
5-2-3-1. Because I am too busy	40	22.0
5-2-3-2. Because I do not have an internet connection	27	14.8
5-2-3-3. Because I do not know how to use them	30	16.5
5-2-3-4. Because I want to avoid unnecessary troubles	20	11.0
5-2-3-5. Because I am not interested in them	46	25.3
5-2-3-6. Other reasons	19	10.4
Total	182	100.0

6. To what extent do you support or do not support the ideologies listed below?

	1. Strongly support	2. Support	3. Neutral	4. Do not support much	5. Do not support at all	6. I do not know	Total
6-1. Arab nationalism							
Number	275	371	139	138	75	2	1000
%	27.5	37.1	13.9	13.8	7.5	0.2	100
6-2. Syrian patriotism							
Number	846	140	12	1	1	0	1000
%	84.6	14.0	1.2	0.1	0.1	0.0	100
6-3. Kurdish nationalism							
Number	62	78	176	271	409	4	1000
%	6.2	7.8	17.6	27.1	40.9	0.4	100
6-4. Political Islam							
Number	15	39	123	198	621	4	1000
%	1.5	3.9	12.3	19.8	62.1	0.4	100
6-5. Liberalism							
Number	43	230	260	237	215	15	1000
%	4.3	23.0	26.0	23.7	21.5	1.5	100
6-6. Tribalism							
Number	14	16	103	254	604	9	1000
%	1.4	1.6	10.3	25.4	60.4	0.9	100
6-7. Secularism							
Number	303	310	221	95	67	4	1000
%	30.3	31.0	22.1	9.5	6.7	0.4	100

7. If the election of the People's Assembly were held, would you participate in that?

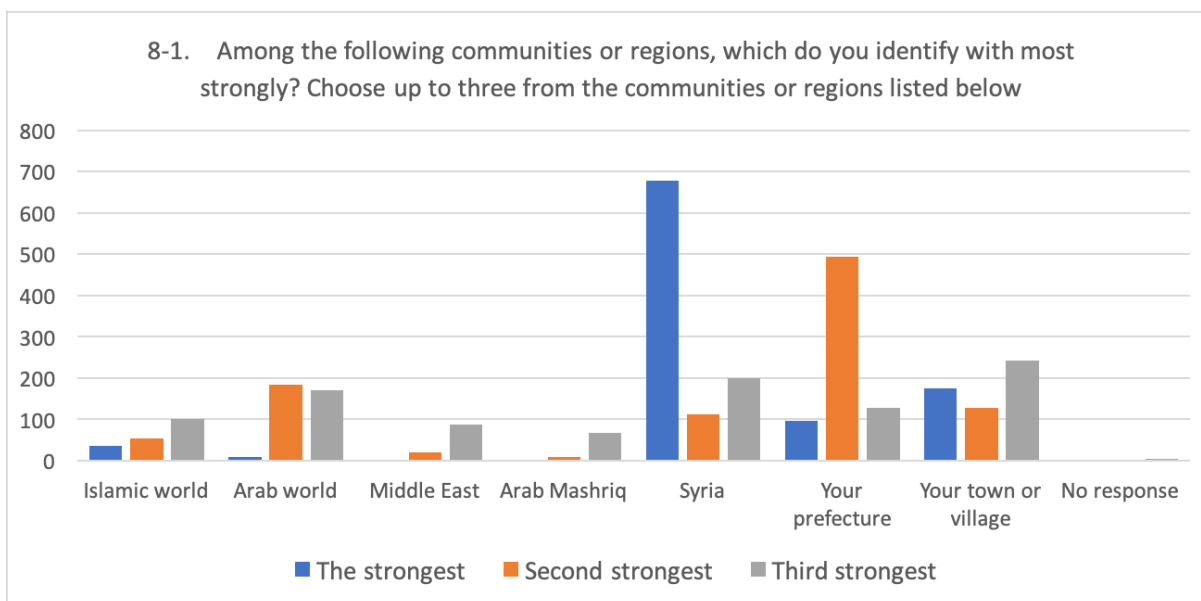
	Number	%
Yes	701	70.1
No	299	29.9
Total	1000	100

8-1. Among the following communities or regions, which do you identify with most strongly? Choose up to three from the communities or regions listed below.

The strongest	Number	%
8-1-1-1. Islamic world	36	3.6
8-1-1-2. Arab world	9	0.9
8-1-1-3. Middle East	3	0.3
8-1-1-4. Arab Mashriq	2	0.2
8-1-1-5. Syria	678	67.8
8-1-1-6. Your governorate	97	9.7
8-1-1-7. Your town or village	175	17.5
Total	1000	100

Second strongest	Number	%
8-1-2-1. Islamic world	54	5.4
8-1-2-2. Arab world	183	18.3
8-1-2-3. Middle East	19	1.9
8-1-2-4. Arab Mashriq	9	0.9
8-1-2-5. Syria	113	11.3
8-1-2-6. Your governorate	494	49.4
8-1-2-7. Your town or village	128	12.8
Total	1000	100

Third strongest	Number	%
8-1-3-1. Islamic world	100	10.0
8-1-3-2. Arab world	171	17.1
8-1-3-3. Middle East	87	8.7
8-1-3-4. Arab Mashriq	67	6.7
8-1-3-5. Syria	200	20.0
8-1-3-6. Your governorate	128	12.8
8-1-3-7. Your town or village	243	24.3
8-1-3-8. No response	4	0.4
Total	1000	100



9-1. To what extent do you agree or disagree with the following statements?

	1. Strongly support	2. Support	3. Neutral	4. Do not support much	5. Do not support at all	6. I do not know	Total
9-1-1. Syria should remain an integrated state in accordance with the existing system							
Number	572	271	94	47	13	3	1000
%	57.2	27.1	9.4	4.7	1.3	0.3	100
9-1-2. To implement the Local Administration Law No. 107 to give more powers to the governorate							
Number	259	343	242	86	46	24	1000
%	25.9	34.3	24.2	8.6	4.6	2.4	100
9-1-3. To give the Kurdish areas special administrative and cultural traits							
Number	128	136	152	252	322	10	1000
%	12.8	13.6	15.2	25.2	32.2	1.0	100
9-1-4. Syria should play a leading role in cooperation among the Mashriq states							
Number	264	432	166	93	37	8	1000
%	26.4	43.2	16.6	9.3	3.7	0.8	100
9-1-5. Syria should play a leading role in solidarity of the Arab states							
Number	311	375	156	96	55	7	1000
%	31.1	37.5	15.6	9.6	5.5	0.7	100

10-1. To what extent do you rely on the following persons and institutions to form your personal opinions?

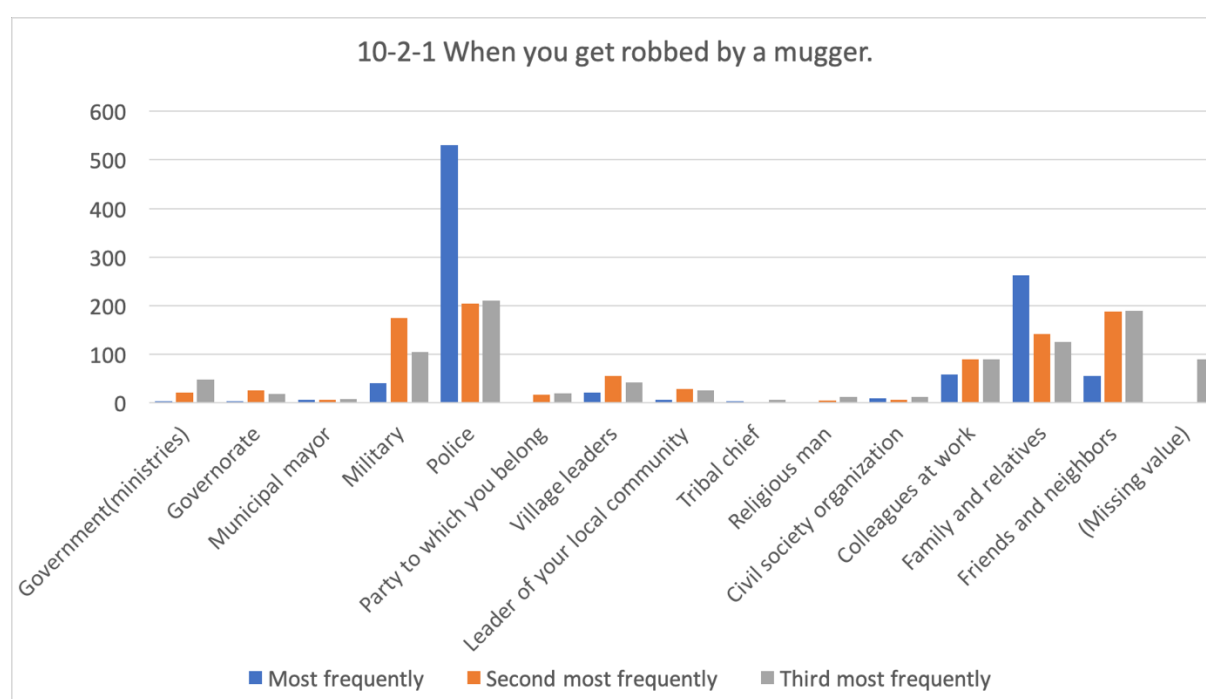
	1. Strongly rely on	2. Rely on	3. Neutral	4. Not rely on	5. Not rely on at all	6. I do not know	Total
10-1-1. Families and relatives							
Number	400	333	79	141	47	0	1000
%	40.0	33.3	7.9	14.1	4.7	0.0	100
10-1-2. Local environment							
Number	143	292	180	295	89	1	1000
%	14.3	29.2	18.0	29.5	8.9	0.1	100
10-1-3. Public media							
Number	139	255	210	129	2	0	1000
%	13.9	25.5	21.0	12.9	0.2	0.0	100
10-1-4. Tribal leaders							
Number	40	54	113	250	520	23	1000
%	4.0	5.4	11.3	25.0	52.0	2.3	100
10-1-5. Religious men							
Number	65	144	182	234	372	3	1000
%	6.5	14.4	18.2	23.4	37.2	0.3	100
10-1-6. Colleagues at work or study, etc.							
Number	232	369	157	153	89	0	1000
%	23.2	36.9	15.7	15.3	8.9	0.0	100

10-2. When you are facing following problems, whom do you talk to? Among the options listed below from (1) to (14), choose top three, to whom you talk most frequently.

10-2-1. When you get robbed by a mugger: Most frequently	Number	%
Government (ministries)	4	0.4
Governorate	3	0.3
Municipal mayor	6	0.6
Military	41	4.1
Police	530	53.0
Party to which you belong	1	0.1
Village leaders	21	2.1
Leader of your local community	6	0.6
Tribal chief	3	0.3
Religious men	0	0.0
Civil society organizations	9	0.9
Colleagues at work	58	5.8
Family and relatives	262	26.2
Friends and neighbors	56	5.6
Total	1000	100

10-2-1. When you get robbed by a mugger: Second most frequently	Number	%
Government (ministries)	21	2.1
Governorate	26	2.6
Municipal mayor	6	0.6
Military	175	17.5
Police	204	20.4
Party to which you belong	17	1.7
Village leaders	56	5.6
Leader of your local community	29	2.9
Tribal chief	2	0.2
Religious men	5	0.5
Civil society organizations	7	0.7
Colleagues at work	90	9.0
Family and relatives	142	14.2
Friends and neighbors	188	18.8
Total	1000	100

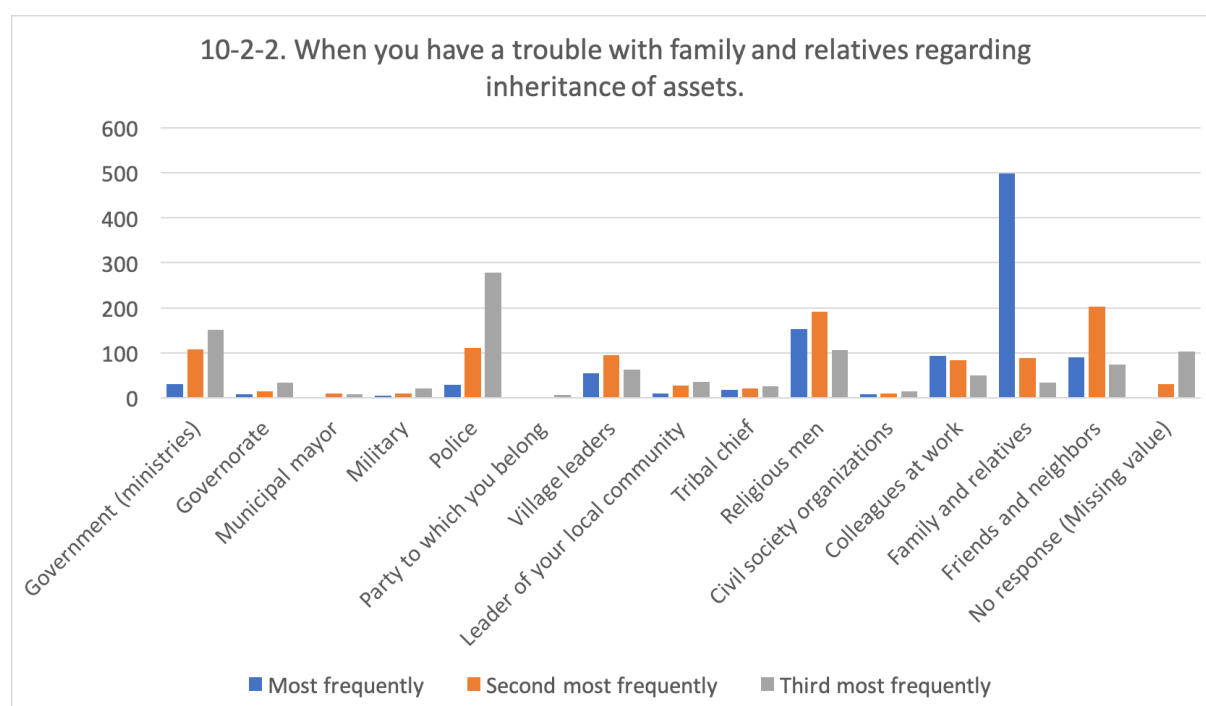
10-2-1. When you get robbed by a mugger: Third most frequently	Number	%
Government (ministries)	48	5.3
Governorate	18	2.0
Municipal mayor	8	0.9
Military	105	11.5
Police	210	23.1
Party to which you belong	20	2.2
Village leaders	42	4.6
Leader of your local community	26	2.9
Tribal chief	6	0.7
Religious men	13	1.4
Civil society organizations	12	1.3
Colleagues at work	89	9.8
Family and relatives	125	13.6
Friends and neighbors	189	20.8
(Missing value)	90	-
Total	1000	100



10-2-2. When you have a trouble with family and relatives regarding inheritance of assets: Most frequently	Number	%
Government (ministries)	31	3.1
Governorate	8	0.8
Municipal mayor	2	0.2
Military	5	0.5
Police	28	2.8
Party to which you belong	2	0.2
Village leaders	55	5.5
Leader of your local community	9	0.9
Tribal chief	18	1.8
Religious men	152	15.2
Civil society organizations	8	0.8
Colleagues at work	93	9.3
Family and relatives	499	49.9
Friends and neighbors	90	9.0
Total	1000	100

10-2-2. When you have a trouble with family and relatives regarding inheritance of assets: Second most frequently	Number	%
Government (ministries)	108	11.1
Governorate	14	1.4
Municipal mayor	9	0.9
Military	9	0.9
Police	111	11.4
Party to which you belong	2	0.2
Village leaders	95	9.8
Leader of your local community	27	2.8
Tribal chief	21	2.2
Religious men	192	19.8
Civil society organizations	9	0.9
Colleagues at work	83	8.6
Family and relatives	88	9.1
Friends and neighbors	202	20.8
No response (Missing value)	30	-
Total	1000	100

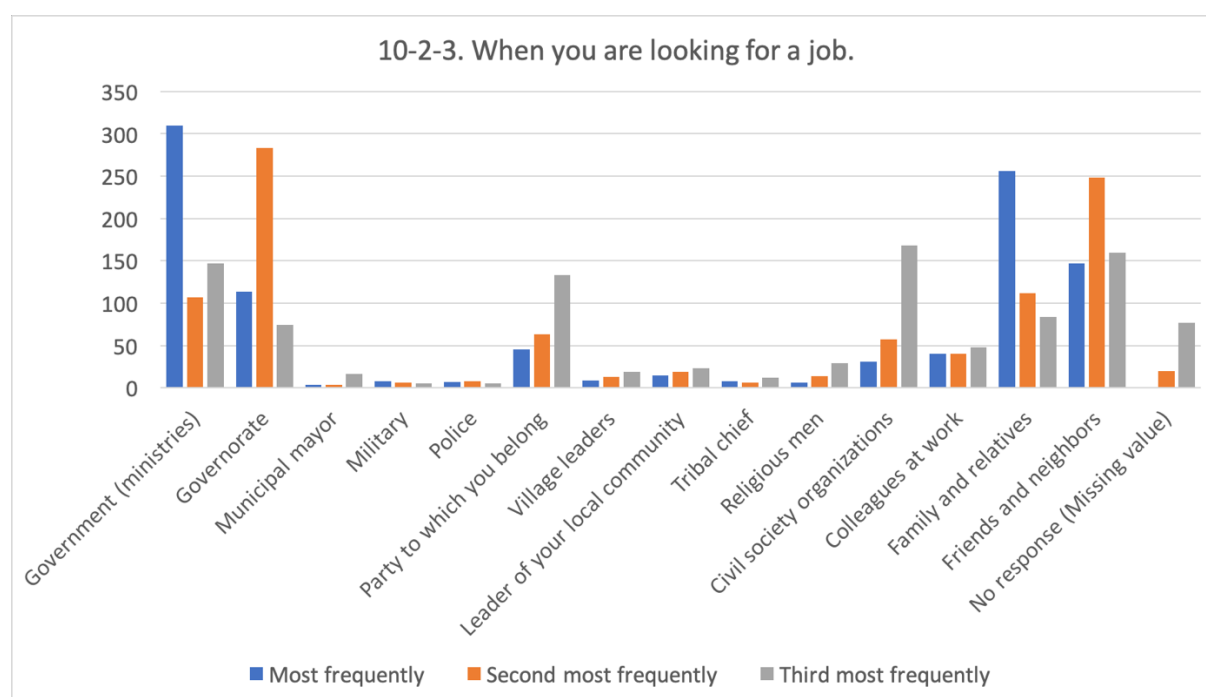
10-2-2. When you have a trouble with family and relatives regarding inheritance of assets: Third most frequently	Number	%
Government (ministries)	151	16.8
Governorate	33	3.7
Municipal mayor	7	0.8
Military	20	2.2
Police	279	31.1
Party to which you belong	6	0.7
Village leaders	63	7.0
Leader of your local community	35	3.9
Tribal chief	26	2.9
Religious men	106	11.8
Civil society organizations	14	1.6
Colleagues at work	50	5.6
Family and relatives	34	3.8
Friends and neighbors	73	8.1
No response (Missing value)	103	-
Total	1000	100



10-2-3. When you are looking for a job: Most frequently	Number	%
Government (ministries)	310	31.0
Governorate	114	11.4
Municipal mayor	4	0.4
Military	8	0.8
Police	7	0.7
Party to which you belong	45	4.5
Village leaders	9	0.9
Leader of your local community	15	1.5
Tribal chief	8	0.8
Religious men	6	0.6
Civil society organizations	31	3.1
Colleagues at work	40	4.0
Family and relatives	256	25.6
Friends and neighbors	147	14.7
Total	1000	100

10-2-3. When you are looking for a job: Second most frequently	Number	%
Government (ministries)	107	10.9
Governorate	283	28.9
Municipal mayor	4	0.4
Military	6	0.6
Police	8	0.8
Party to which you belong	63	6.4
Village leaders	13	1.3
Leader of your local community	19	1.9
Tribal chief	6	0.6
Religious men	14	1.4
Civil society organizations	57	5.8
Colleagues at work	40	4.1
Family and relatives	112	11.4
Friends and neighbors	248	25.3
No response (Missing value)	20	-
Total	1000	100

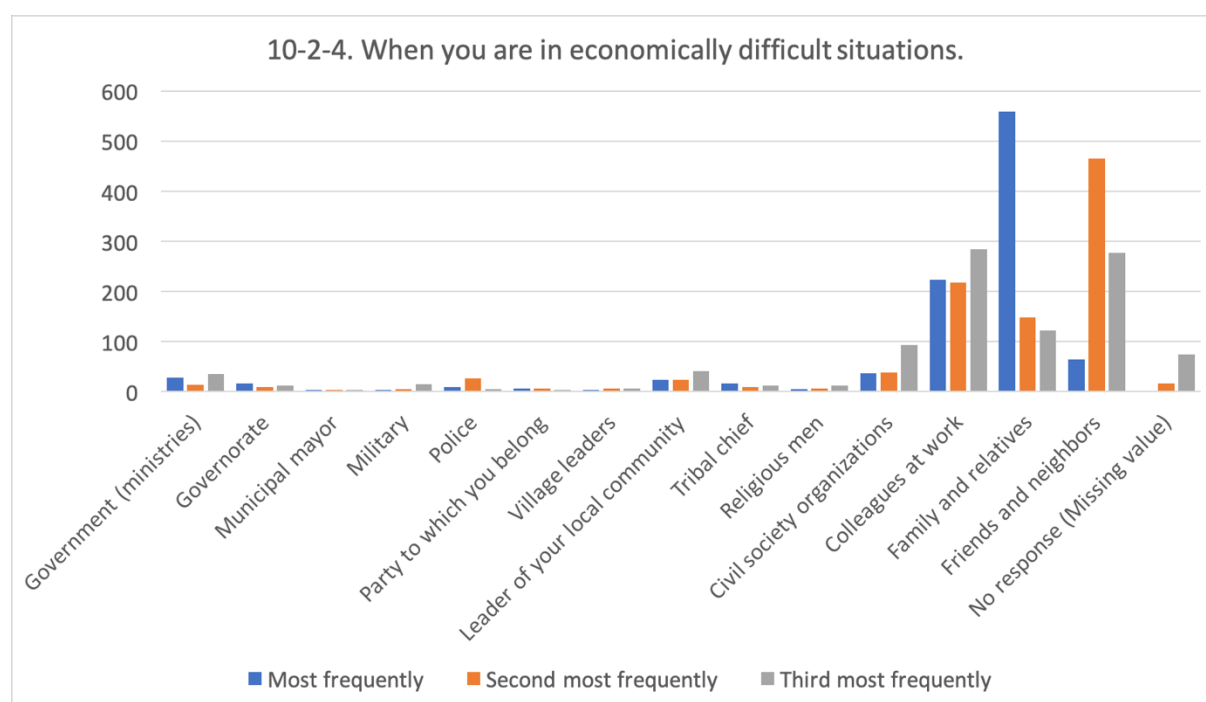
10-2-3. When you are looking for a job: Third most frequently	Number	%
Government (ministries)	147	15.9
Governorate	74	8.0
Municipal mayor	16	1.7
Military	5	0.5
Police	5	0.5
Party to which you belong	133	14.4
Village leaders	19	2.1
Leader of your local community	23	2.5
Tribal chief	12	1.3
Religious men	29	3.1
Civil society organizations	168	18.2
Colleagues at work	48	5.2
Family and relatives	84	9.1
Friends and neighbors	160	17.3
No response (Missing value)	77	-
Total	1000	100



10-2-4. When you are in economically difficult situations: Most frequently	Number	%
Government (ministries)	28	2.8
Governorate	16	1.6
Municipal mayor	4	0.4
Military	3	0.3
Police	9	0.9
Party to which you belong	6	0.6
Village leaders	3	0.3
Leader of your local community	24	2.4
Tribal chief	17	1.7
Religious men	5	0.5
Civil society organizations	37	3.7
Colleagues at work	224	22.4
Family and relatives	560	56.0
Friends and neighbors	64	6.4
Total	1000	100

10-2-4. When you are in economically difficult situations: Second most frequently	Number	%
Government (ministries)	14	1.4
Governorate	10	1.0
Municipal mayor	3	0.3
Military	5	0.5
Police	27	2.7
Party to which you belong	7	0.7
Village leaders	7	0.7
Leader of your local community	24	2.4
Tribal chief	9	0.9
Religious men	6	0.6
Civil society organizations	39	4.0
Colleagues at work	218	22.2
Family and relatives	149	15.2
Friends and neighbors	465	47.3
No response (Missing value)	17	-
Total	1000	100

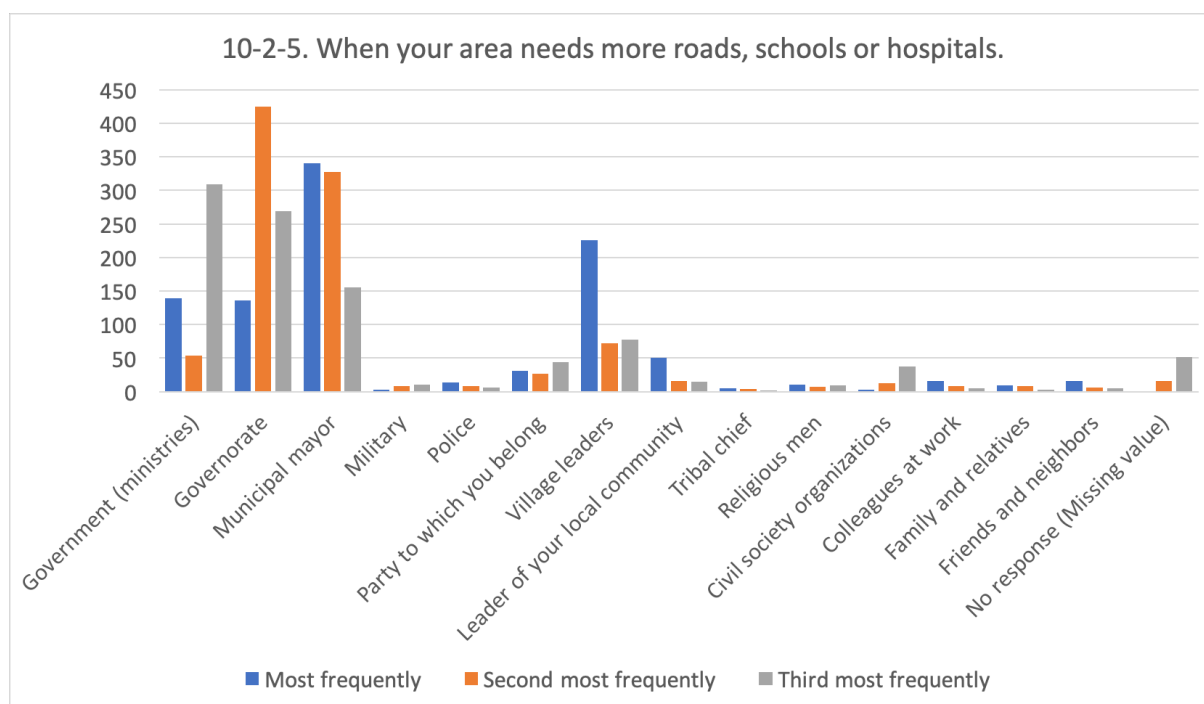
10-2-4. When you are in economically difficult situations: Third most frequently	Number	%
Government (ministries)	36	3.9
Governorate	12	1.3
Municipal mayor	3	0.3
Military	15	1.6
Police	5	0.5
Party to which you belong	4	0.4
Village leaders	7	0.8
Leader of your local community	42	4.5
Tribal chief	12	1.3
Religious men	12	1.3
Civil society organizations	93	10.0
Colleagues at work	285	30.8
Family and relatives	123	13.3
Friends and neighbors	277	29.9
No response (Missing value)	74	-
Total	1000	100



10-2-5. When your area needs more roads, schools or hospitals: Most frequently	Number	%
Government (ministries)	139	13.9
Governorate	136	13.6
Municipal mayor	341	34.1
Military	3	0.3
Police	14	1.4
Party to which you belong	31	3.1
Village leaders	226	22.6
Leader of your local community	50	5.0
Tribal chief	5	0.5
Religious men	11	1.1
Civil society organizations	3	0.3
Colleagues at work	16	1.6
Family and relatives	9	0.9
Friends and neighbors	16	1.6
Total	1000	100

10-2-5. When your area needs more roads, schools or hospitals: Second most frequently	Number	%
Government (ministries)	54	5.5
Governorate	425	43.2
Municipal mayor	328	33.3
Military	8	0.8
Police	8	0.8
Party to which you belong	27	2.7
Village leaders	72	7.3
Leader of your local community	16	1.6
Tribal chief	4	0.4
Religious men	7	0.7
Civil society organizations	13	1.3
Colleagues at work	8	0.8
Family and relatives	8	0.8
Friends and neighbors	6	0.6
No response (Missing value)	16	-
Total	1000	100

10-2-5. When your area needs more roads, schools or hospitals: Third most frequently	Number	%
Government (ministries)	309	32.6
Governorate	269	28.4
Municipal mayor	155	16.4
Military	10	1.1
Police	6	0.6
Party to which you belong	44	4.6
Village leaders	78	8.2
Leader of your local community	15	1.6
Tribal chief	2	0.2
Religious men	9	0.9
Civil society organizations	38	4.0
Colleagues at work	5	0.5
Family and relatives	3	0.3
Friends and neighbors	5	0.5
No response (Missing value)	52	-
Total	1000	100

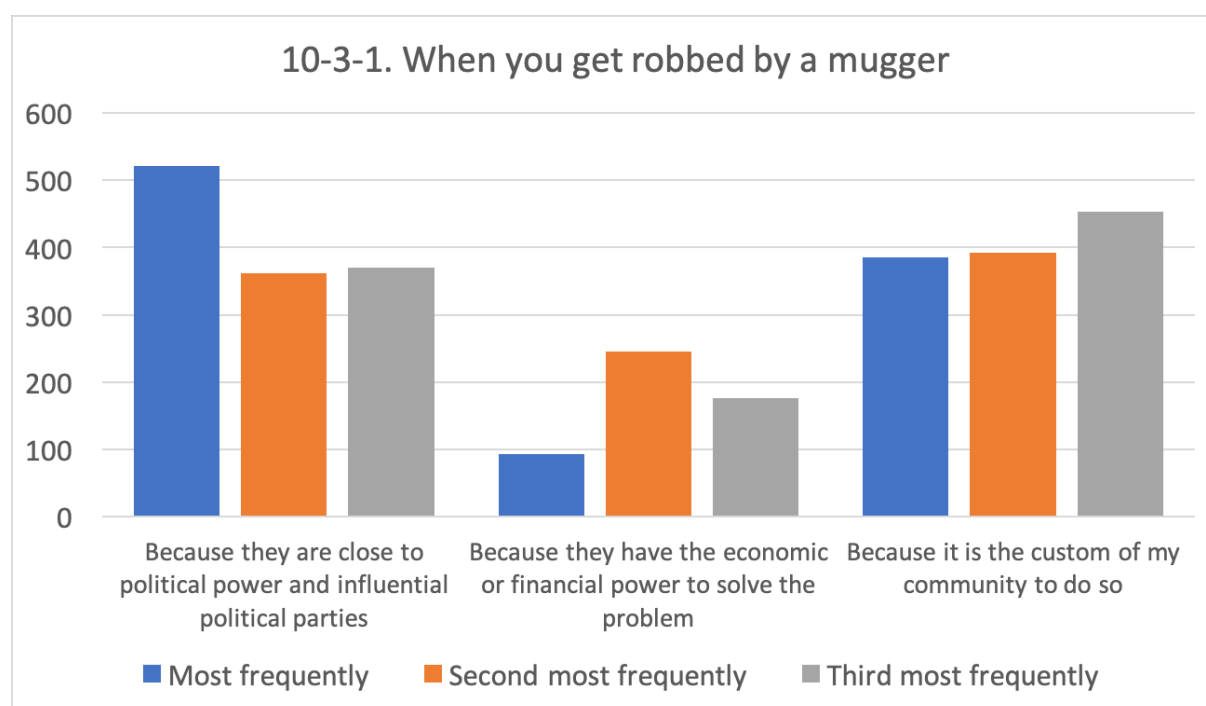


10-3. Regarding your choice for Q 10-2, why do you talk to the people or organizations you've chosen? For each people or organizations you've chosen above, please choose the reason that best describes your reason to do so.

10-3-1. When you get robbed by a mugger: Most frequently	Number	%
Because they are close to political power and influential political parties	521	52.1
Because they have the economic or financial power to solve the problem	93	9.3
Because it is the custom of my community to do so	386	38.6
Total	1000	100

10-3-1. When you get robbed by a mugger: Second most frequently	Number	%
Because they are close to political power and influential political parties	362	36.2
Because they have the economic or financial power to solve the problem	246	24.6
Because it is the custom of my community to do so	392	39.2
Total	1000	100

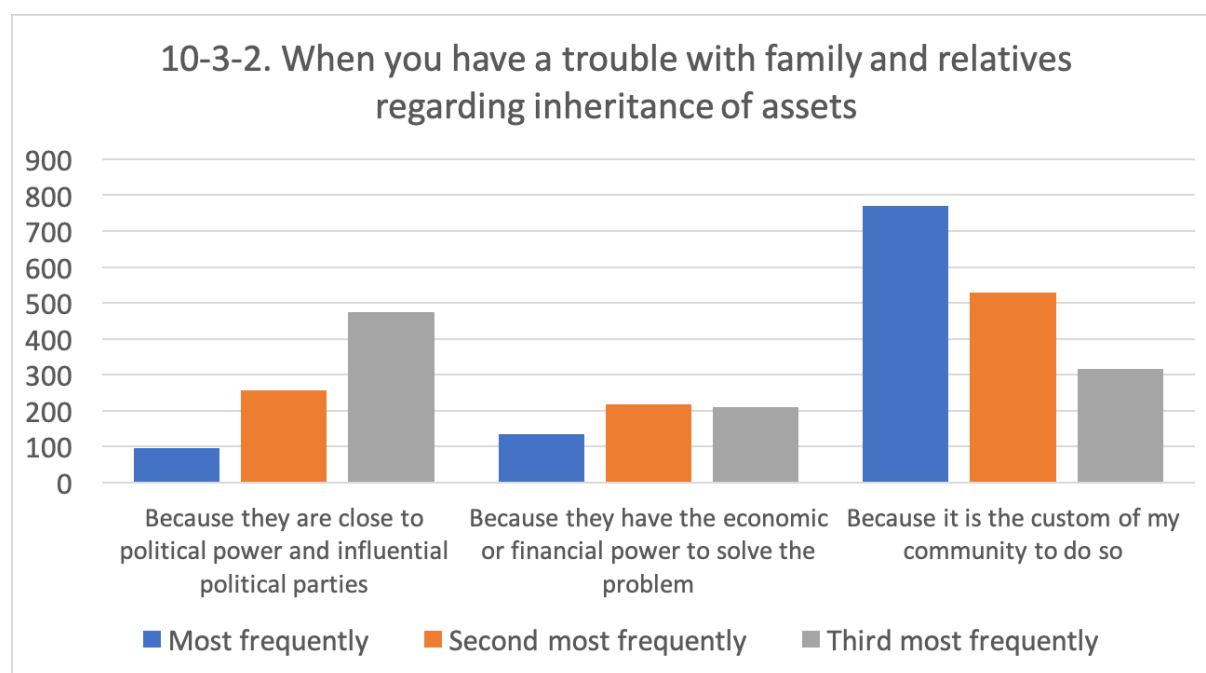
10-3-1. When you get robbed by a mugger: Third most frequently	Number	%
Because they are close to political power and influential political parties	370	37.0
Because they have the economic or financial power to solve the problem	176	17.6
Because it is the custom of my community to do so	454	45.4
Total	1000	100



10-3-2. When you have a trouble with family and relatives regarding inheritance of assets: Most frequently	Number	%
Because they are close to political power and influential political parties	95	9.5
Because they have the economic or financial power to solve the problem	134	13.4
Because it is the custom of my community to do so	771	77.1
Total	1000	100

10-3-2. When you have a trouble with family and relatives regarding inheritance of assets: Second most frequently	Number	%
Because they are close to political power and influential political parties	256	25.6
Because they have the economic or financial power to solve the problem	216	21.6
Because it is the custom of my community to do so	528	52.8
Total	1000	100

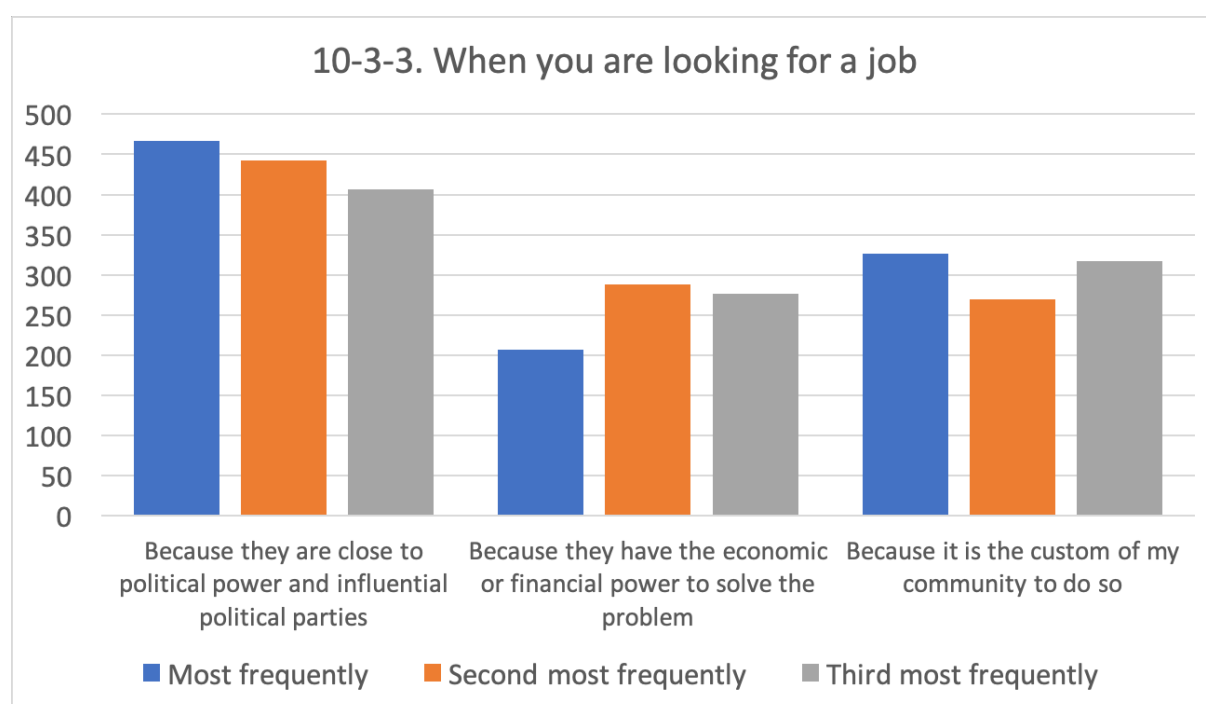
10-3-2. When you have a trouble with family and relatives regarding inheritance of assets: Third most frequently	Number	%
Because they are close to political power and influential political parties	475	47.5
Because they have the economic or financial power to solve the problem	209	20.9
Because it is the custom of my community to do so	316	31.6
Total	1000	100



10-3-3. When you are looking for a job: Most frequently	Number	%
Because they are close to political power and influential political parties	467	46.7
Because they have the economic or financial power to solve the problem	207	20.7
Because it is the custom of my community to do so	326	32.6
Total	1000	100

10-3-3. When you are looking for a job: Second most frequently	Number	%
Because they are close to political power and influential political parties	442	44.2
Because they have the economic or financial power to solve the problem	288	28.2
Because it is the custom of my community to do so	270	27.0
Total	1000	100

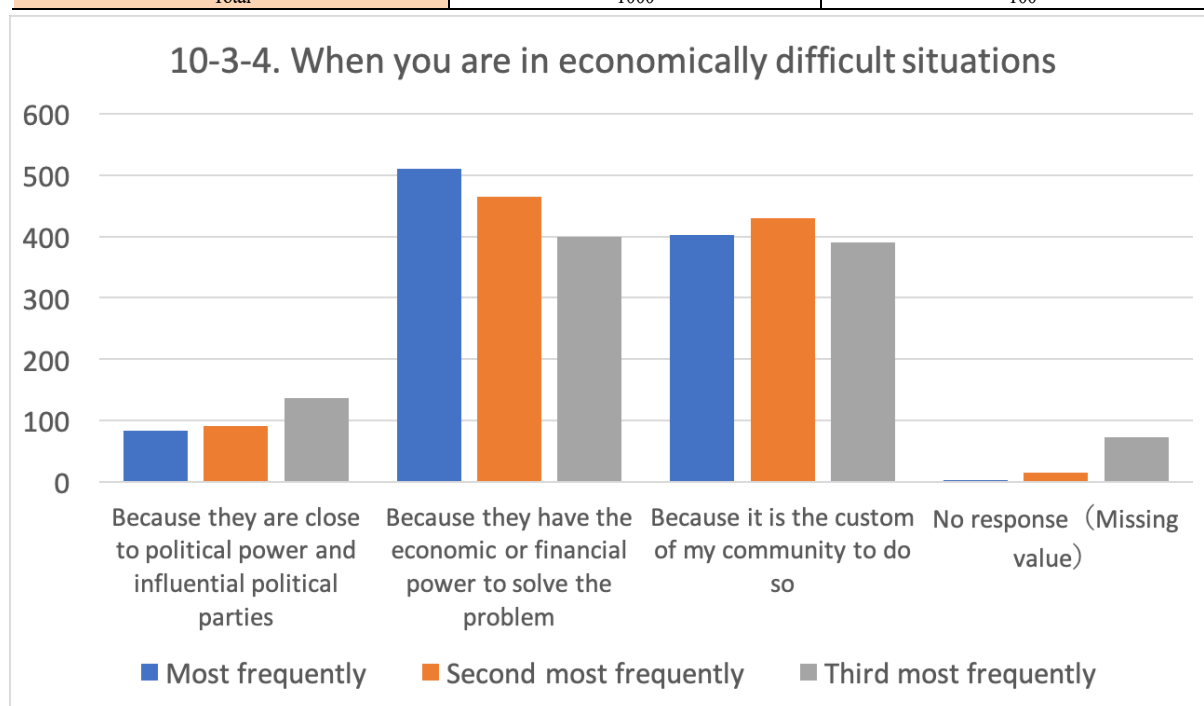
10-3-3. When you are looking for a job: Third most frequently	Number	%
Because they are close to political power and influential political parties	406	40.6
Because they have the economic or financial power to solve the problem	277	27.7
Because it is the custom of my community to do so	317	31.7
Total	1000	100



10-3-4. When you are in economically difficult situations: Most frequently	Number	%
Because they are close to political power and influential political parties	84	8.4
Because they have the economic or financial power to solve the problem	510	51.2
Because it is the custom of my community to do so	403	40.4
No response (Missing value)	3	-
Total	1000	100

10-3-4. When you are in economically difficult situations: Second most frequently	Number	%
Because they are close to political power and influential political parties	91	9.2
Because they have the economic or financial power to solve the problem	465	47.2
Because it is the custom of my community to do so	429	43.6
No response (Missing value)	15	-
Total	1000	100

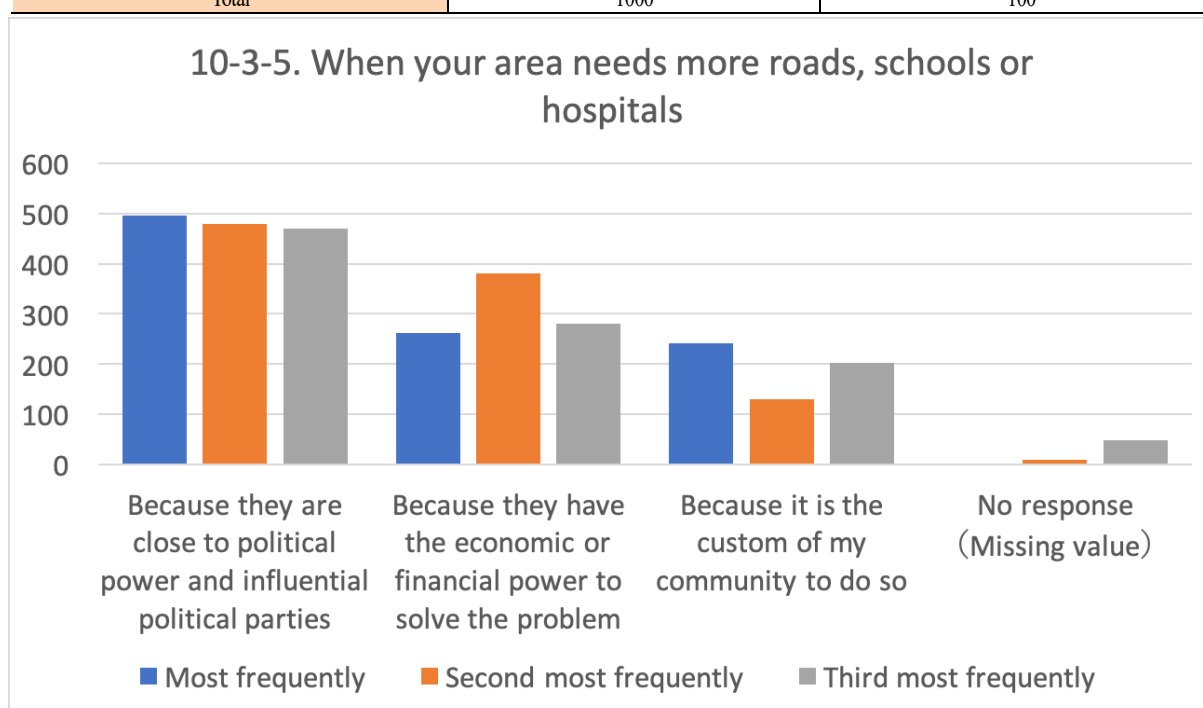
10-3-4. When you are in economically difficult situations: Third most frequently	Number	%
Because they are close to political power and influential political parties	137	14.8
Because they have the economic or financial power to solve the problem	399	43.0
Because it is the custom of my community to do so	391	42.2
No response (Missing value)	73	-
Total	1000	100



10-3-5. When your area needs more roads, schools or hospitals: Most frequently	Number	%
Because they are close to political power and influential political parties	495	49.6
Because they have the economic or financial power to solve the problem	261	26.2
Because it is the custom of my community to do so	241	24.2
No response (Missing value)	3	-
Total	1000	100

10-3-5. When your area needs more roads, schools or hospitals: Second most frequently	Number	%
Because they are close to political power and influential political parties	478	48.3
Because they have the economic or financial power to solve the problem	381	38.5
Because it is the custom of my community to do so	131	13.2
No response (Missing value)	10	-
Total	1000	100

10-3-5. When your area needs more roads, schools or hospitals: Third most frequently	Number	%
Because they are close to political power and influential political parties	469	49.3
Because they have the economic or financial power to solve the problem	280	29.4
Because it is the custom of my community to do so	203	21.3
No response (Missing value)	48	-
Total	1000	100



Demographics

D1. Sex

	Number	%
Male	606	60.6
Female	394	39.4
Total	1000	100

D2. Age

	Number	%
18-24	157	15.7
25-35	271	27.1
36-49	369	36.9
50-65	203	20.3
Total	1000	100

D3. Current address

	Number	%
Damascus	120	12.0
Aleppo	200	20.0
Damascus suburb	80	8.0
Hims	200	20.0
Hama	0	0.0
Lattakia	200	20.0
Idlib	0	0.0
Hasaka	200	20.0
Deir Ezzor	0	0.0
Tartous	0	0.0
Raqqa	0	0.0
Quneitra	0	0.0
Total	1000	100

D4. Since when have you been living in your current address (mentioned in question D3)

	Number	%
Less than 5 years	101	10.1
From 6 to 10 years	52	5.2
From 11 to 20 years	203	20.3
More than 21 years	644	64.4
Total	1000	100

D5. Place of birth

	Number	%
Damaucus	127	12.7
Aleppo	197	19.7
Damascus suburb	76	7.6
Hims	196	19.6
Hama	4	0.4
Lattakia	182	18.2
Idlib	7	0.7
Hasaka	198	19.8
Deir Ezzor	3	0.3
Tartous	8	0.8
Raqqa	1	0.1
Quneitra	1	0.1
Total	1000	100

D6. How do you express yourself religiously?

	Number	%
Secular	26	2.6
Sunnis	587	58.7
Alawite	190	19.0
Druze	16	1.6
Christian	175	17.5
Others	6	0.6
Total	1000	100

D7. What is your mother tongue?

	Number	%
Arabic	919	91.9
Persian	0	0
Turkish	0	0
Kurdish	80	8.0
English	1	0.1
French	0	0.0
Others	0	0.0
Total	1000	100

D8. How much do you understand or know (read and write) for each of the following foreign languages? (except your mother tongue)

	Very much	Much	Medium	Not much	I do not know at all	I can not assess my knowledge	Total
Persian	1	3	11	24	960	1	1000
Turkish	2	8	18	53	915	4	1000
Kurdish	5	36	87	70	802	0	1000
English	163	219	296	213	103	6	1000
French	38	62	121	184	588	7	1000
Arabic	66	14	1	1	0	0	82 (Missing value 918)
Total	275	342	534	545	3368	100	

D9. What is the final educational level you reached?

	Number	%
1. Low (Illiterate)	3	0.3
2. Low (Read and write)	9	0.9
3. Elementary school	25	2.5
4. Preparatory and technical school	70	7.0
5. High school	160	16.0
6. Intermediate institution	179	17.9
7. University student	121	12.1
8. University graduate	381	38.1
9. Higher educational level	52	5.2
Total	1000	100

D10. Answer your current occupation (if you have more than one job, please explain your basic work).

10-1. What is your current occupation?	Number	%
Management and office work	291	29.1
Technical or vocational	186	18.6
Services and sales	221	22.1
Agriculture worker	11	1.1
Manufacture worker	41	4.1
Retired	51	5.1
Student	111	11.1
Not working	88	8.8
Other careers	0	0.0
Total	1000	100

10-2. What is your current job status?	Number	%
Business owner (you have employees)	74	7.4
Private job	253	25.3
Paid worker	423	42.3
Worker with family without pay	0	0
Others	250	25.0
Total	1000	100

10-3. In which sector are you currently operating?	Number	%
Governmental	330	33.0
Private sector	390	39.0
Public sector	27	2.7
Cooperative sector	3	0.3
Others	250	25.0
Total	1000	100

10-4. In which economic activity do you operate?	Number	%
Agriculture and stockbreeding	43	4.3
Manufacturing	140	14.0
Building, construction, reconstruction	107	10.7
Hotels, restaurants, and commerce	190	19.0
Transport, storage and communication	57	5.7
Service	213	21.3
Others	250	25.0
Total	1000	100

10-5. To which group your income belong in the list of monthly income below? Last year rate including all salaries, pension and other income () in Syrian pounds.	Number	%
No income	124	12.4
less than US\$100 (50.000)	341	34.1
US\$101~200 (50.001-100.000)	208	20.8
US\$201~300 (100.001-150.000)	152	15.2
US\$301~400 (150.001-200.000)	96	9.6
US\$401~500 (200.001-250.000)	42	4.2
more than US\$500 (250.000)	33	3.3
Not sure	4	0.4
Total	1000	100